

INSTRUCTIONS FOR USING YOUR OMER 12.20P



1.

Remove plastic cap from the air inlet.



2.

Install an approved air fitting per your air system's specifications. This tool has a straight thread. If using a tapered thread fitting, you must use Teflon® tape.




3.

Attach the air hose and check for air leaks.




4.

To load staples detach the air hose from the tool and depress the magazine locking pawl.




5.

Pull back magazine cover




6.

Insert one strip of B/18 brads into the magazine rail with the points angled down.



7.

Feed brads into the front of the magazine. Firmly close and lock the cover.



8.

Attach the air hose to the tool and operate at 90 psi.

