

1.

Remove plastic cap from the air inlet.



2.

Install an approved air fitting per your air system's specifications. This tool has a straight thread. If using a tapered thread fitting, you must use Teflon[®] tape.




3.

Attach the air hose and check for air leaks.




4.

Open the magazine by simultaneously pushing down on the button at the top rear of the magazine and pulling out.




5.

Insert one strip of brads onto the bottom rail of the magazine with the points angle downward.



6.

Slowly close the magazine cover. Ensure that the cover slides past the nails strip and then locks.



7.

Attach the air hose to the tool and operate at 90 psi.

