

**1.**

Remove plastic cap from the air inlet.



**2.**

Install an approved air fitting per your air system's specifications. This tool has a straight thread. If using a tapered thread fitting, you must use Teflon<sup>®</sup> tape.



**3.**

Attach the air hose and check for air leaks.




**4.**

Set the adjustment lever for the correct nail length.




**5.**

To load the pin nails, detach the air hose from the tool, depress the magazine lock and pull open the slider.




**6.**

Insert one strip of P/16 pin nails into the bottom of the magazine channel with the nail points angled downward.



**7.**

Close the magazine with a firm push using the palm of your hand.



**8.**

Attach the air hose to the tool and operate at 90 psi.

